

DIRTY ROBOT

OWNER'S MANUAL

WARRANTY

We at DigiTech® are very proud of our products and back-up each one we sell with the following warranty:

1. Please register online at digitech.com within ten days of purchase to validate this warranty. This warranty is valid only in the United States.
2. DigiTech warrants this product, when purchased new from an authorized U.S. DigiTech dealer and used solely within the U.S., to be free from defects in materials and workmanship under normal use and service. This warranty is valid to the original purchaser only and is non-transferable.
3. DigiTech liability under this warranty is limited to repairing or replacing defective materials that show evidence of defect, provided the product is returned to DigiTech WITH RETURN AUTHORIZATION, where all parts and labor will be covered up to a period of one year. A Return Authorization number may be obtained by contacting DigiTech. The company shall not be liable for any consequential damage as a result of the product's use in any circuit or assembly.
4. Proof-of-purchase is considered to be the responsibility of the consumer. A copy of the original purchase receipt must be provided for any warranty service.
5. DigiTech reserves the right to make changes in design, or make additions to, or improvements upon this product without incurring any obligation to install the same on products previously manufactured.
6. The consumer forfeits the benefits of this warranty if the product's main assembly is opened and tampered with by anyone other than a certified DigiTech technician or, if the product is used with AC voltages outside of the range suggested by the manufacturer.
7. The foregoing is in lieu of all other warranties, expressed or implied, and DigiTech neither assumes nor authorizes any person to assume any obligation or liability in connection with the sale of this product. In no event shall DigiTech or its dealers be liable for special or consequential damages or from any delay in the performance of this warranty due to causes beyond their control.

NOTE: The information contained in this manual is subject to change at any time without notification. Some information contained in this manual may also be inaccurate due to undocumented changes in the product since this version of the manual was completed. The information contained in this version of the owner's manual supersedes all previous versions.

TECHNICAL SUPPORT & SERVICE

If you require technical support, contact DigiTech Technical Support. Be prepared to accurately describe the problem. Know the serial number of your device – this is printed on a sticker attached to the chassis. If you have not already taken the time to register your product, please do so now at digitech.com.

Before you return a product to the factory for service, we recommend you refer to this manual. Make sure you have correctly followed installation steps and operating procedures. For further technical assistance or service, please contact our Technical Support Department at (801) 566-8800 or visit digitech.com. If you need to return a product to the factory for service, you **MUST** first contact Technical Support to obtain a Return Authorization Number.

NO RETURNED PRODUCTS WILL BE ACCEPTED AT THE FACTORY WITHOUT A RETURN AUTHORIZATION NUMBER.

Please refer to the Warranty information, which extends to the first end-user. After expiration of the warranty, a reasonable charge will be made for parts, labor, and packing if you choose to use the factory service facility. In all cases, you are responsible for transportation charges to the factory. If the product is still under warranty, DigiTech will pay the return shipping.

Use the original packing material if it is available. Mark the package with the name of the shipper and with these words in red: DELICATE INSTRUMENT, FRAGILE! Insure the package properly. Ship prepaid, not collect. Do not ship parcel post.

INTRODUCTION

Thanks for choosing the DigiTech® Dirty Robot stereo synth effect pedal. The Dirty Robot was designed for the selective guitarist who wants the highest quality effects in a compact package. The Dirty Robot provides such distinguishing features as true bypass, constant high voltage operation, and true stereo processing, making the Dirty Robot an essential addition to the signal chain of players who know about sound quality and demand the utmost in performance with superior tone and control.

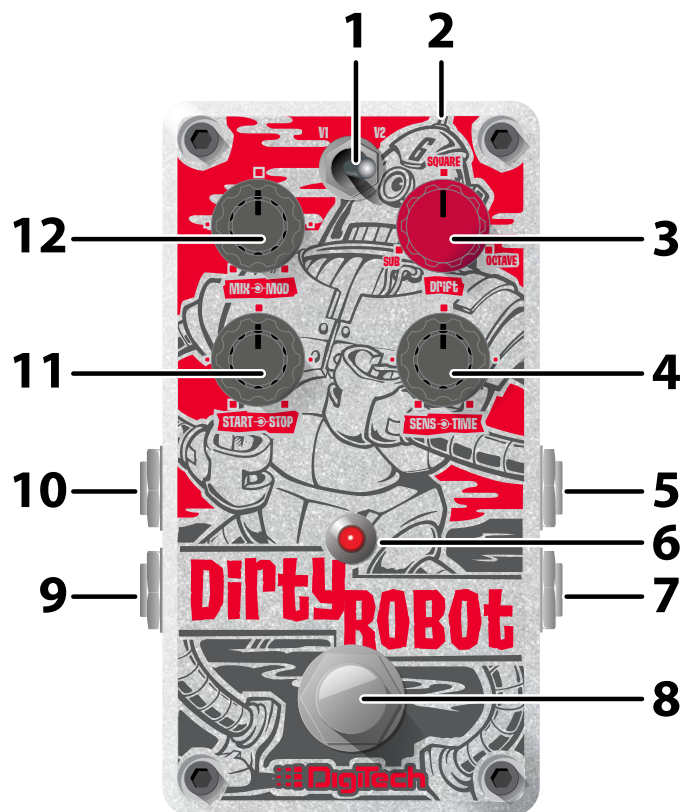
The Dirty Robot is a unique synthesizer emulation pedal for guitar and bass. The Dirty Robot offers 2 different synth voices to select from: straight envelope-style synthesis (V1) or vocal formant synthesis (V2). You can then adjust sweep frequency start and stop points, sweep speed, trigger sensitivity, and morph them between 3 different waveform and sub frequency options.

To use the Dirty Robot pedal, enable the effect with the FOOTSWITCH (the LED will light when the effect is enabled). Set the MIX control to the 3 o'clock position so you can hear the effect. Select a synth voice using the VOICE toggle switch at the top of the user interface. Use the START and STOP knobs to set the range of the synth frequency sweep. Adjust the SENS and TIME knobs to set the trigger sensitivity of the synth sweep and the time it takes for the sweep to move through the start/stop range. Adjust the MOD knob to add chorusing effects to the synth signal, or turn the knob fully counter-clockwise to disable modulation. Re-adjust the MIX control for the desired blend of wet and dry signals. While playing with the effect on, press and hold the FOOTSWITCH to momentarily modulate the synth effect signal using vibrato. Release the FOOTSWITCH to stop modulating the effect signal.

FEATURES

- 2 Selectable Synth Voicings
- Selectable Start & Stop Frequency Controls
- Selectable Trigger Sensitivity
- Variable Sweep Speed Control
- Chorus Modulation Effect
- Momentary Vibrato
- Morph Between Sub, Octave, & Square Waveforms
- Wet/Dry Mix Control
- Stereo 1/4" Inputs & Outputs w/ True Stereo Processing
- True Bypass
- Constant High Voltage Power Rails
- Effect On/Off LED Indicator
- Soft Touch Vacuum Switch
- Included StompLock™ & Pedalboard Hook & Loop Pad

USER INTERFACE



1. VOICE Switch

This switch selects between the 2 available synth voicings:

- V1 – Straight envelope-style synthesis.
- V2 – Vocal formant synthesis with variable range.

2. DC Power Jack

Connect the specified HARMAN power supply (sold separately) to this jack. Be sure to use the proper power supply for your area's mains line voltage. See '*Specifications*' on **page 9** for power supply model information. The Dirty Robot can only be powered using the external power supply.

3. DRIFT Knob

This continuously variable knob rotates a full 360 degrees to control morphing between Sub, Octave, and Square waveforms.

4. SENS / TIME Knobs

This concentric potentiometer has two knobs. The inner SENS knob sets the trigger sensitivity for the synth sweep. Higher settings increase the sensitivity making it easier to trigger the sweep.

The outer TIME knob sets the time of the sweep between the points set with the START and STOP knobs.

5. Input 1 (Mono)

Use this jack when only a single connection is needed. Connect your instrument or an amp effects send to this jack. Signals are heard at both outputs when only this jack is used.

6. Indicator LED

This LED lights red to indicate when the effect is turned on.

7. Input 2

Connect a second input to this jack for stereo operation. Inputs 1 and 2 are processed separately through the effect then fed to Outputs 1 and 2, keeping true stereo separation between channels.

8. Footswitch

Turns the effect on or off. When this footswitch is pressed and held while the effect is enabled, it will modulate the synth effect signal. The Indicator LED will light green and the synth signal will modulate with a vibrato much like a mod wheel induces on a keyboard synth. When the footswitch is released, the LED will switch back to red and the vibrato will stop.

NOTE: Vibrato is only heard on the synth signal. If the MIX knob is set to full dry (fully counter-clockwise), the synth signal and vibrato will not be heard.

9. Output 2

Connect this output to the input of a second guitar amplifier when a second amp is being used. When only the Input 1 (Mono) jack is connected, guitar and effect signal can be heard in both Outputs 1 and 2 when they are used.

10. Output 1 (Mono)

Connect this output to the input of a single guitar amplifier or amp effects return.

11. START / STOP Knobs

This concentric potentiometer has two knobs. The inner START knob sets the start frequency position for the synth filter sweep when the V1 voice option is selected. When the V2 voice option is selected, this knob will change the vocal formant range.

The outer STOP knob sets the stop frequency position for the synth filter sweep when the V1 voice option is selected. When the V2 voice option is selected, this knob will change the direction of the vocal formant sweep (direction will change when moving through the 12 o'clock position of the knob's travel).

12. MIX / MOD Knobs

This concentric potentiometer has two knobs. The inner MIX knob controls the amount of effect added to the dry (unprocessed) signal. Turn this knob clockwise for more effect or counter-clockwise for less effect. The outer MOD knob adds chorus to the synth signal.

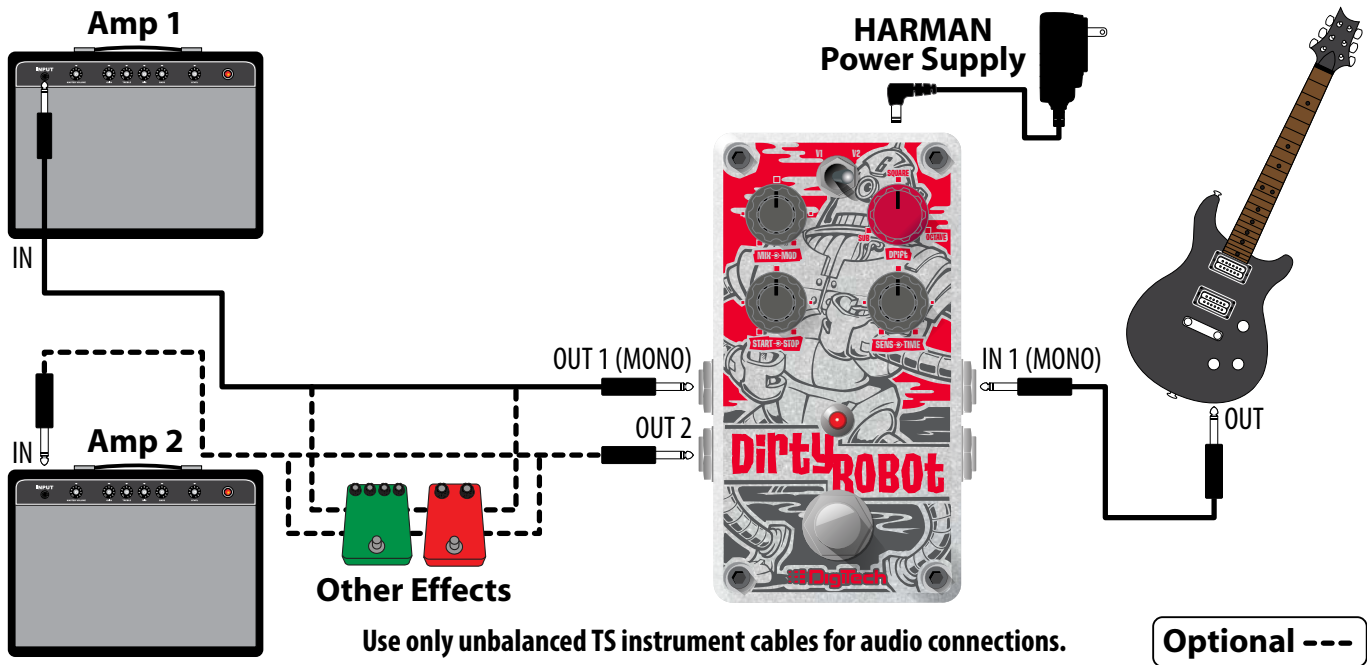
MAKING CONNECTIONS / APPLYING POWER

To connect the Dirty Robot pedal to your rig:

1. Turn down the amplifier's master volume control.
2. Make all audio connections to the Dirty Robot as shown in '*Connection Diagram*' on page 5.
3. Connect the appropriate HARMAN power supply (sold separately) to the POWER input connector and connect the other end to an available AC outlet.
4. Strum your guitar and gradually increase your amplifier's master volume control until the desired level is achieved.

CONNECTION DIAGRAM

Mono/Stereo Amplifier Setup

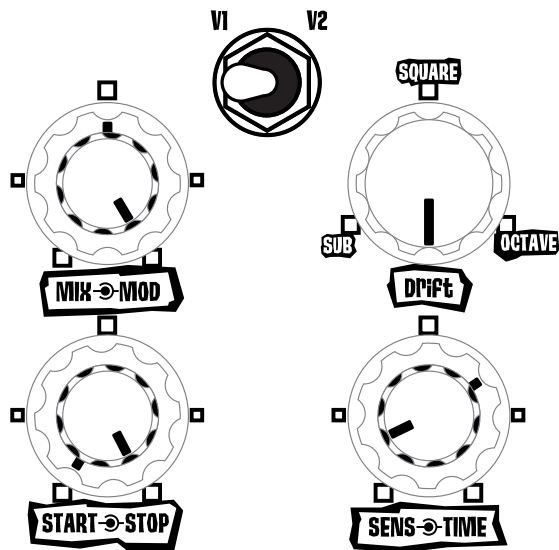


NOTE: For best performance, place the Dirty Robot as close to the front of the signal chain as possible and bypass any effects that come before it when in use.

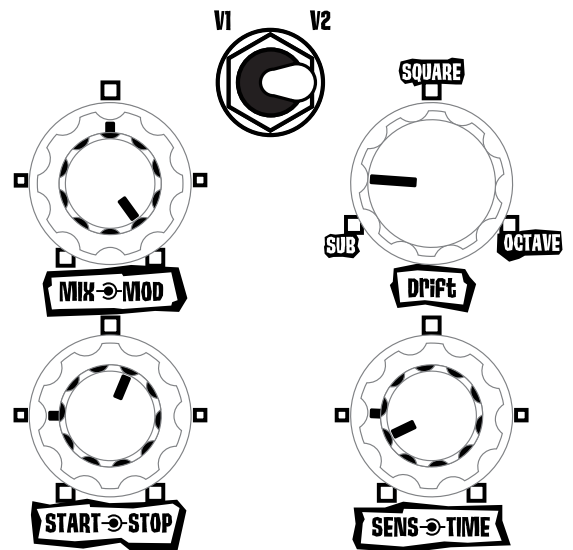
EXAMPLE SETTINGS

Try these settings to get started.

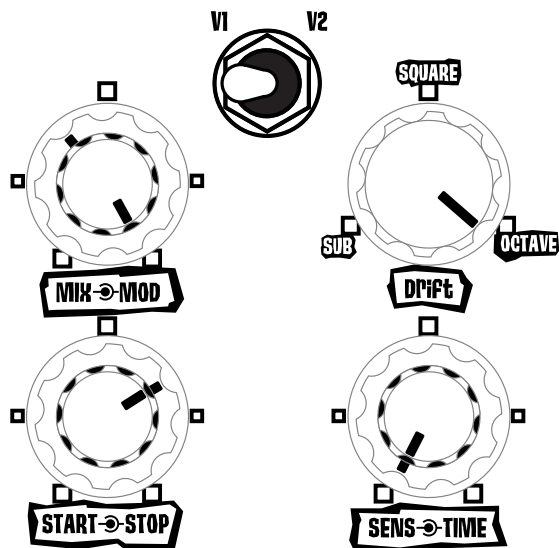
Tom Sawyer



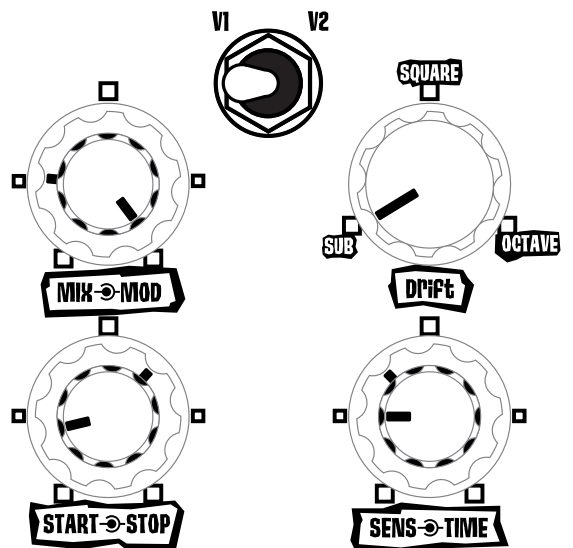
Living On A Prayer



Cars



Mini Moog



PERFORMANCE ACCESSORIES

The performance accessories make integrating the Dirty Robot pedal into any pedalboard a snap. The following accessories are included:

- **Hook-and-loop Pedalboard Pad**
(designed to attach to the surfaces found on most commercial pedalboards)
- **StompLock™**
(keeps your settings where you want them)

Hook-and-loop Pedalboard Pad

To attach the Pedalboard Pad, do the following:

1. Peel off the existing rubber skid pad from the bottom of the pedal.
2. Peel the adhesive protector from the back of the Pedalboard Pad.
3. Apply the Pedalboard Pad to the bottom of the pedal.



StompLock™

The included StompLock lets you lock your settings in place, while the open-top design lets you see your settings.

To place the StompLock over the pedal knobs:

1. Set the knobs to your preferred settings.
2. Orient the StompLock so that it lines up with the knobs and gently push it over the top of the knobs.
3. To remove the StompLock, grip it from the sides and gently lift it up and off the knobs.



SPECIFICATIONS

Interface

Controls:	Mix, Modulation, Drift, Start, Stop, Sensitivity, Time, Effect on/off Footswitch
Indicators:	Effect on/off LED
Jacks:	Input 1 (Mono), Input 2, Output 1 (Mono), Output 2

Inputs

Input Impedance:	Effect on: >1 M Ω (stereo), >500 k Ω (mono) Effect off: >1 M Ω (stereo), >500 k Ω (mono) Effect off: True hardware bypass
------------------	---

Outputs

Output Impedance:	Effect on: 1 k Ω Effect off: 1 k Ω Effect off: True hardware bypass
-------------------	---

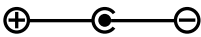
Physical

Dimensions:	4.40" (L) x 2.65" (W) x 2.0" (H)
Weight:	1.0 lb.

Power

Power Requirements:	9V DC external power supply
Power Consumption:	1.2 W (< 125 mA @ 9V DC)
Current Draw:	125 mA (typical at 9V DC)

Recommended Power Supply (Sold Separately)

Power Supply Model:	PS0913DC-01 (US, JA, EU) PS0913DC-02 (AU, UK) PS0913DC-04 (US, JA, EU, AU, UK)
Power Supply Polarity:	
Power Supply Output:	9V DC 1.3 A

Specifications subject to change without notice.



PHONE: (801) 566-8800

WEB: digitech.com

SUPPORT: digitech.com/en-US/support

Dirty Robot Owner's Manual
5066300-B

© 2017 HARMAN. All rights reserved.

DigiTech is a registered trademark of HARMAN.

